

# Economic Growth, Inflation, and Unemployment in China over a long run

Macroeconomics Class Presentation  
Fall 2009

# Part 1

---

- Introduction of Inflation
- Introduction of Unemployment Rate



--by park hyoung kyu

---

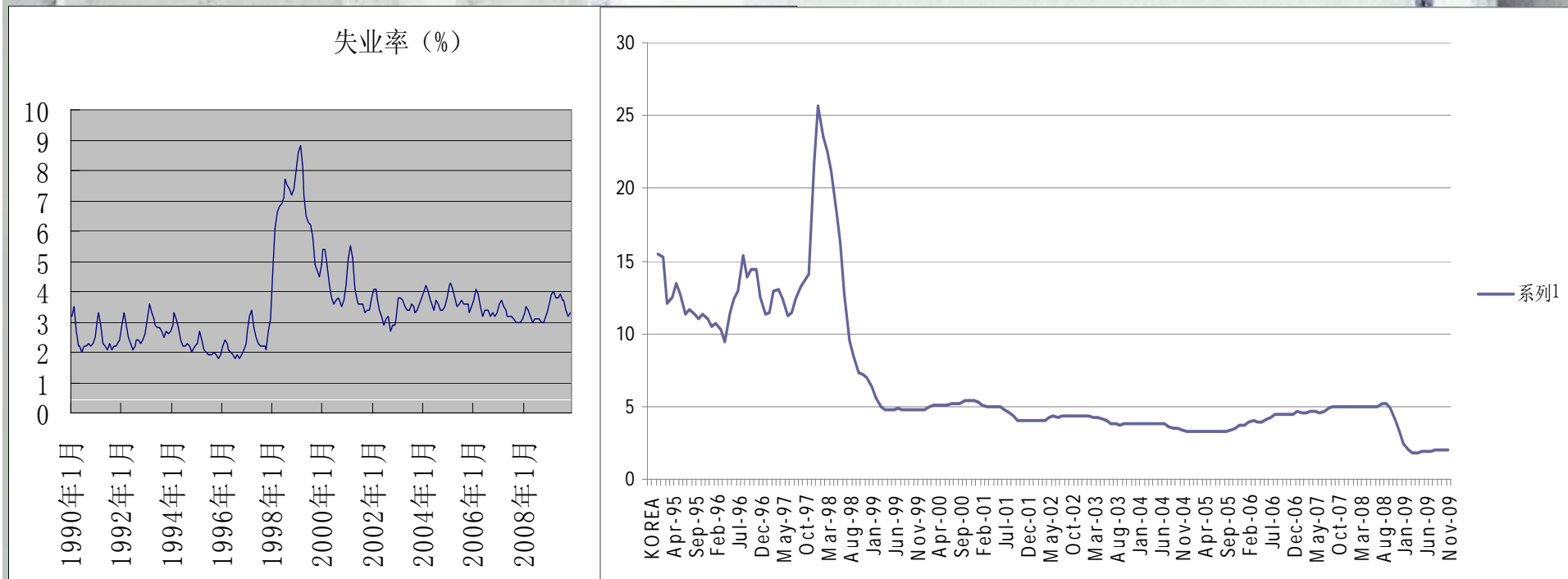


# Part 2—international view

□ (about korea)

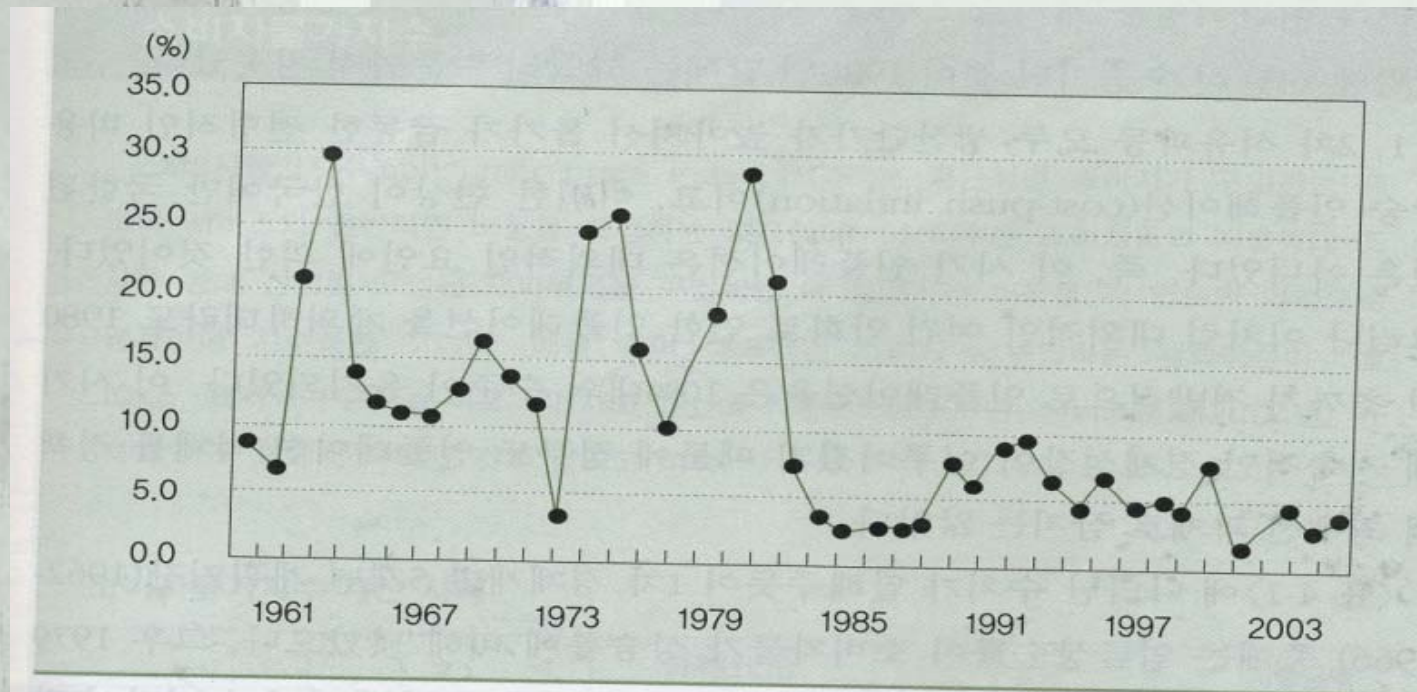


Korea interest rate



# Part 2---KOREA CPI RATE

---

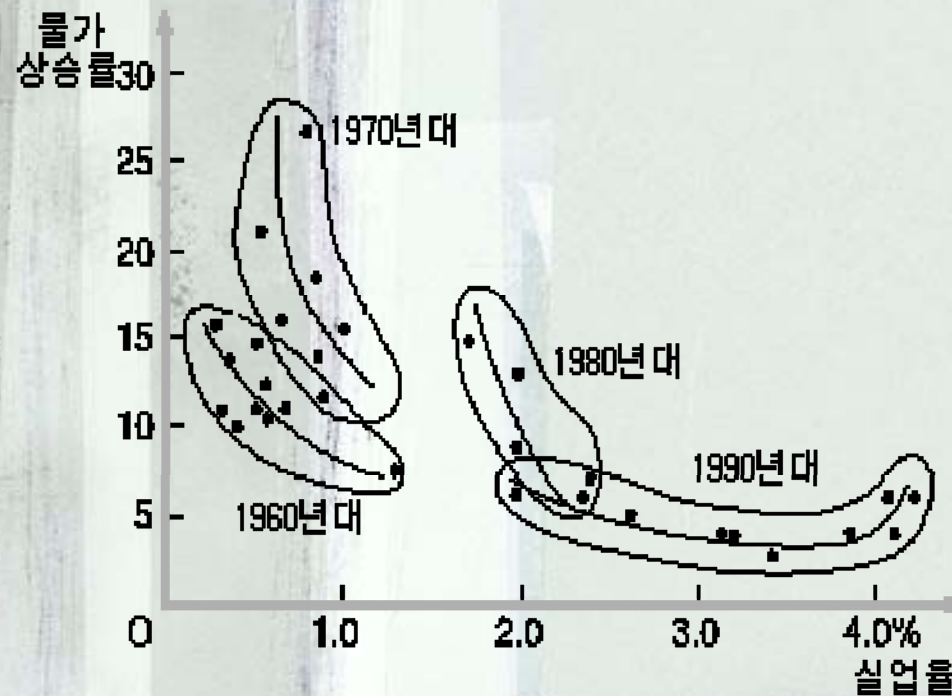


주 : 소비자물가상승률

자료 : 통계청 KOSIS 통계정보시스템(<http://kosis.nso.go.kr>)

# Part 2--Phillips curve in korea

---





# Part 2—international view

---

□ (about Kazakhstan)



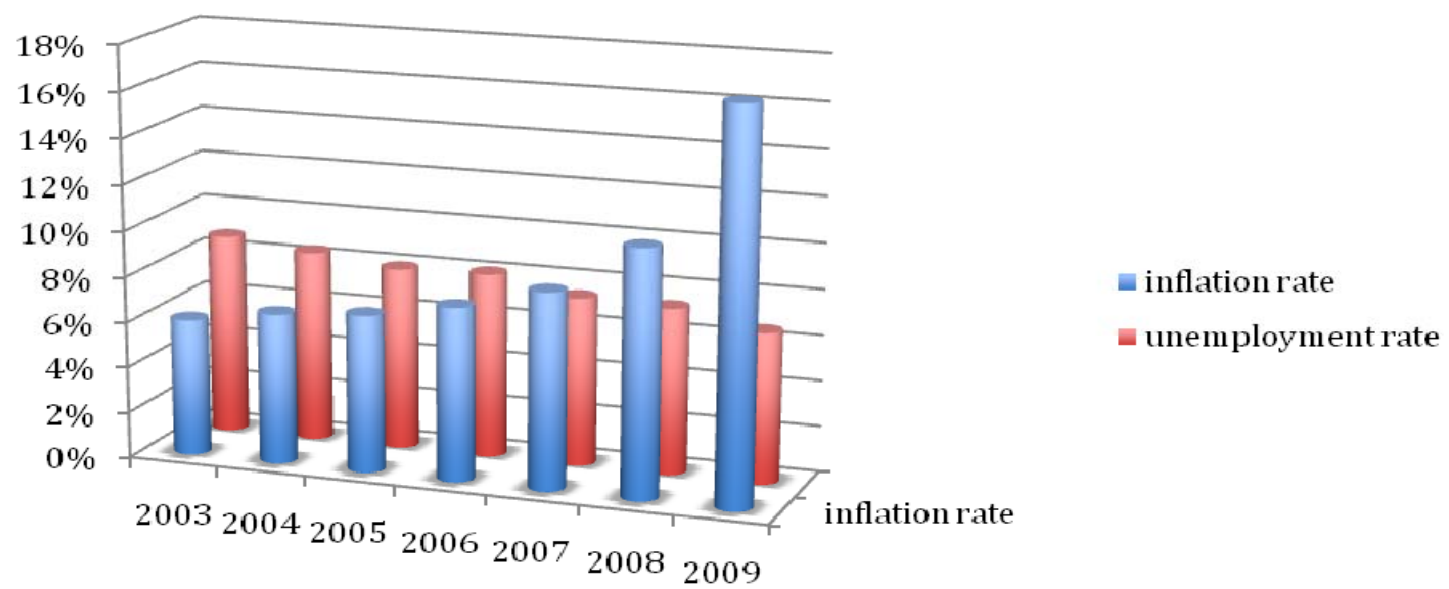
□ --- by Daniyar Kurishbayev

---



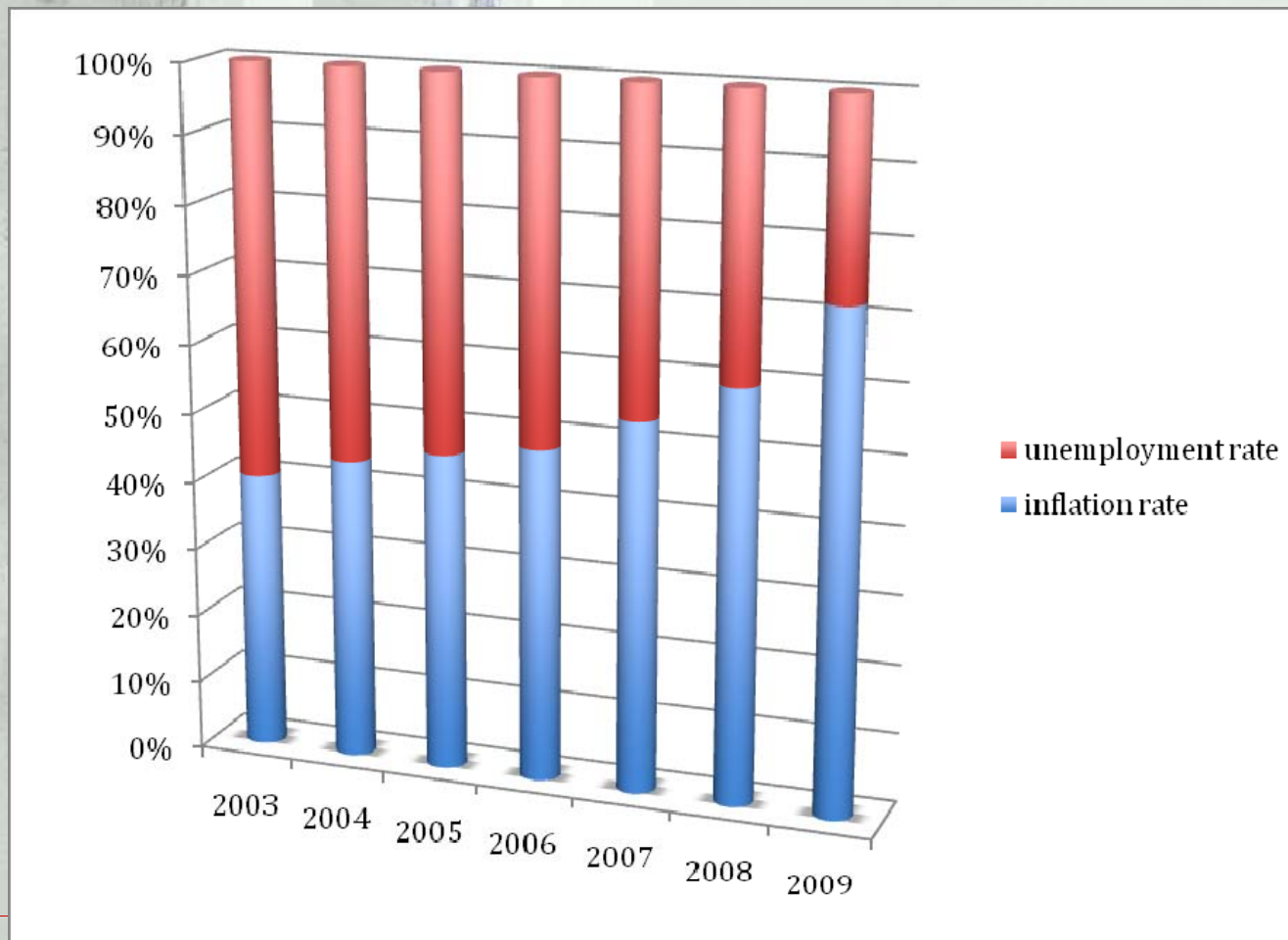
# Part 2

---



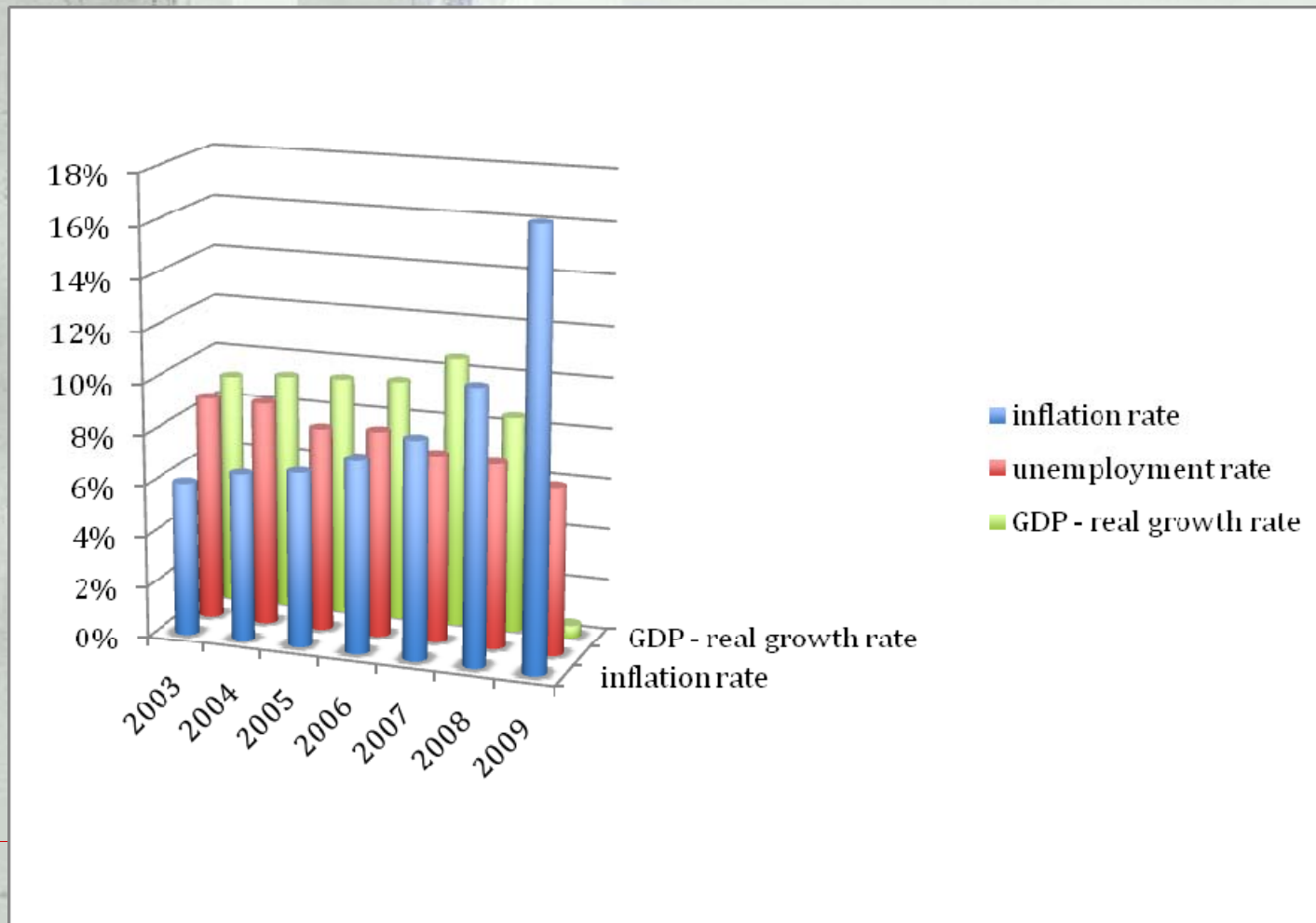
# Part 2

---



# Part 2

---



Serge Fortin  
02/02/2001



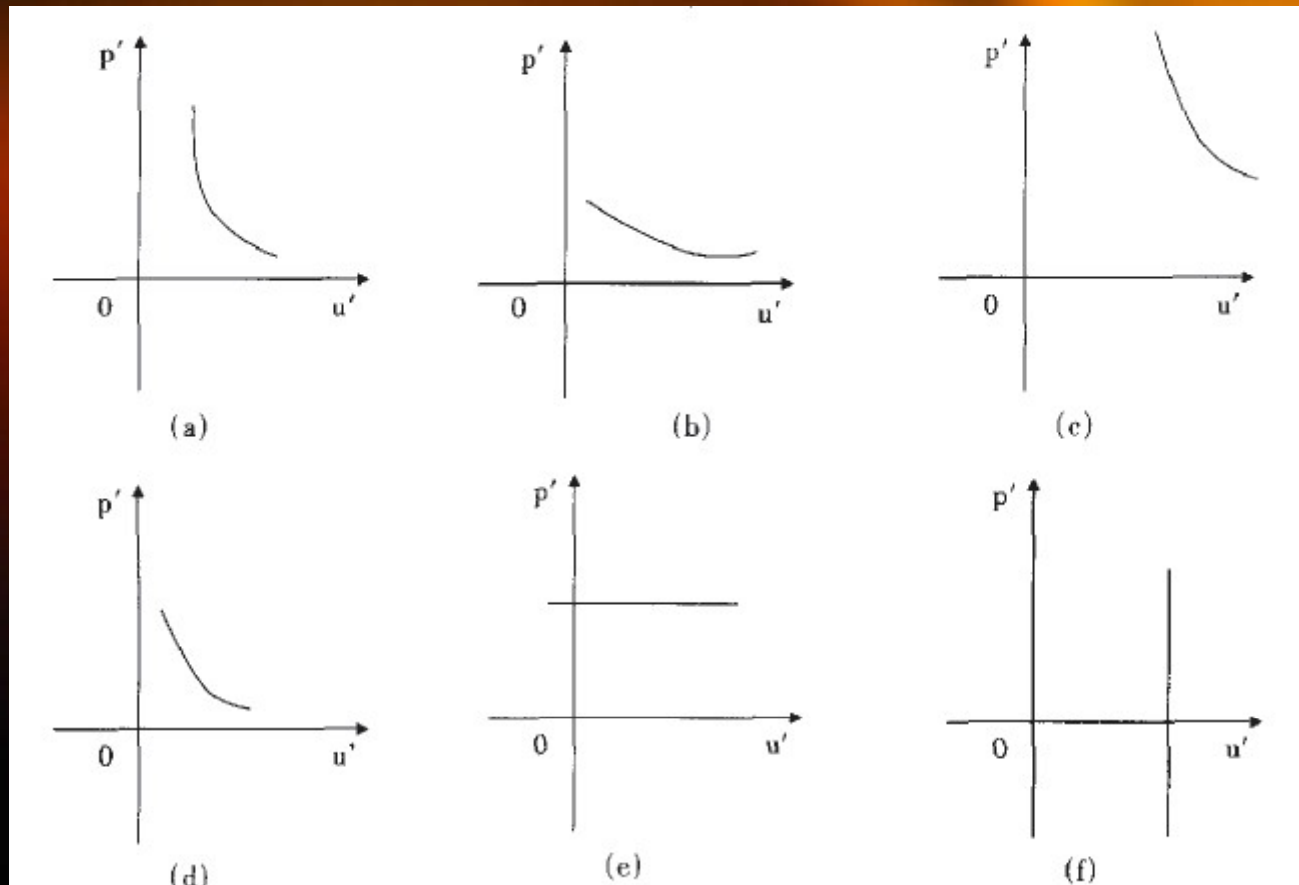
## Part 3 --Let's draw back to china mainland

---

- 1.The introduction of Phillips curves
- 2.Phillips curve in china 1984-2000
- 3.Phillips curve in china 2001-2008
- 4.Phillips curve all over the world
- 5.**After the presentation....I ..**

# Part 3-----The Phillips curve

- Six type of Phillips curve

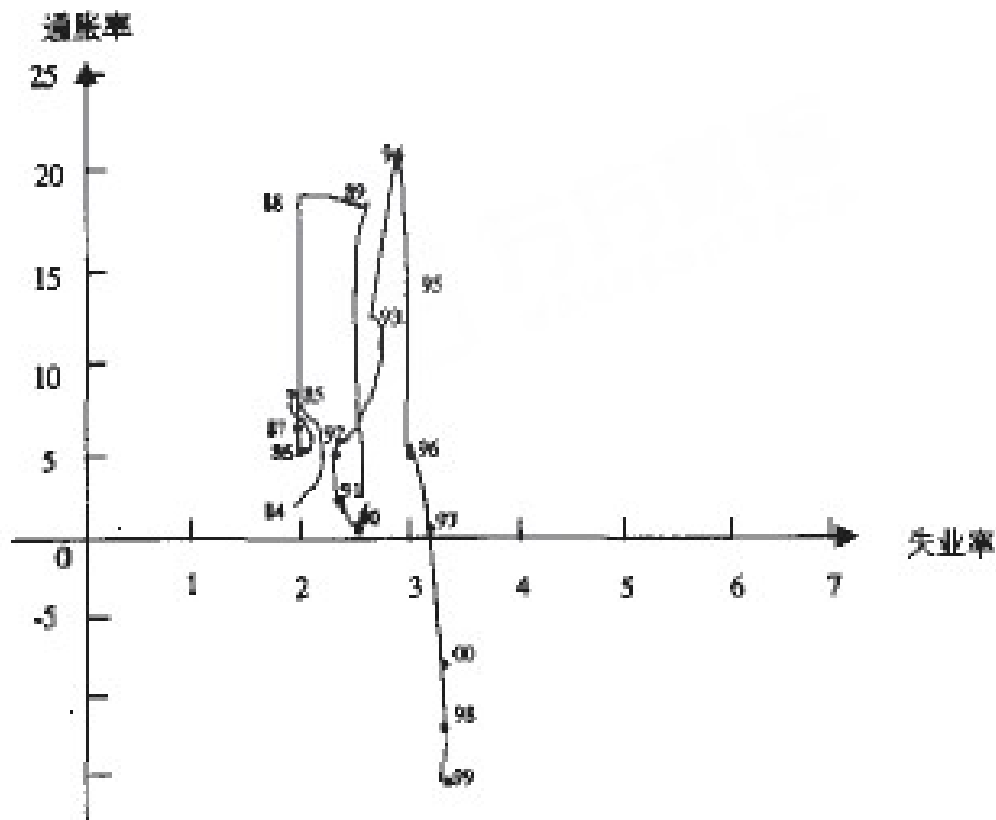


# Part 3---Phillips curve in china(1984-2000)

1984-1989 77.5% inflation

表2 中国的失业、物价和 GDP 基本情况

年份	城镇登记失业人数(万人)	城镇登记失业率%	通胀率%	GDP%
1984	236	1.9	2.8	15.2
1985	239	1.8	8.8	13.5
1986	264	2.0	6.0	8.8
1987	277	2.0	7.3	11.6
1988	296	2.0	18.5	11.3
1989	378	2.6	17.8	4.1
1990	383	2.5	2.1	3.8
1991	352	2.3	2.9	9.2
1992	364	2.3	5.4	14.2
1993	420	2.6	13.2	13.5
1994	476	2.8	21.7	12.6
1995	520	2.9	14.8	10.5
1996	553	3.0	6.1	9.1
1997	570	3.1	0.8	8.8
1998	571	3.1	-2.1	7.8
1999	575	3.1	-3.0	7.1
2000	595	3.1	-1.5	8.0



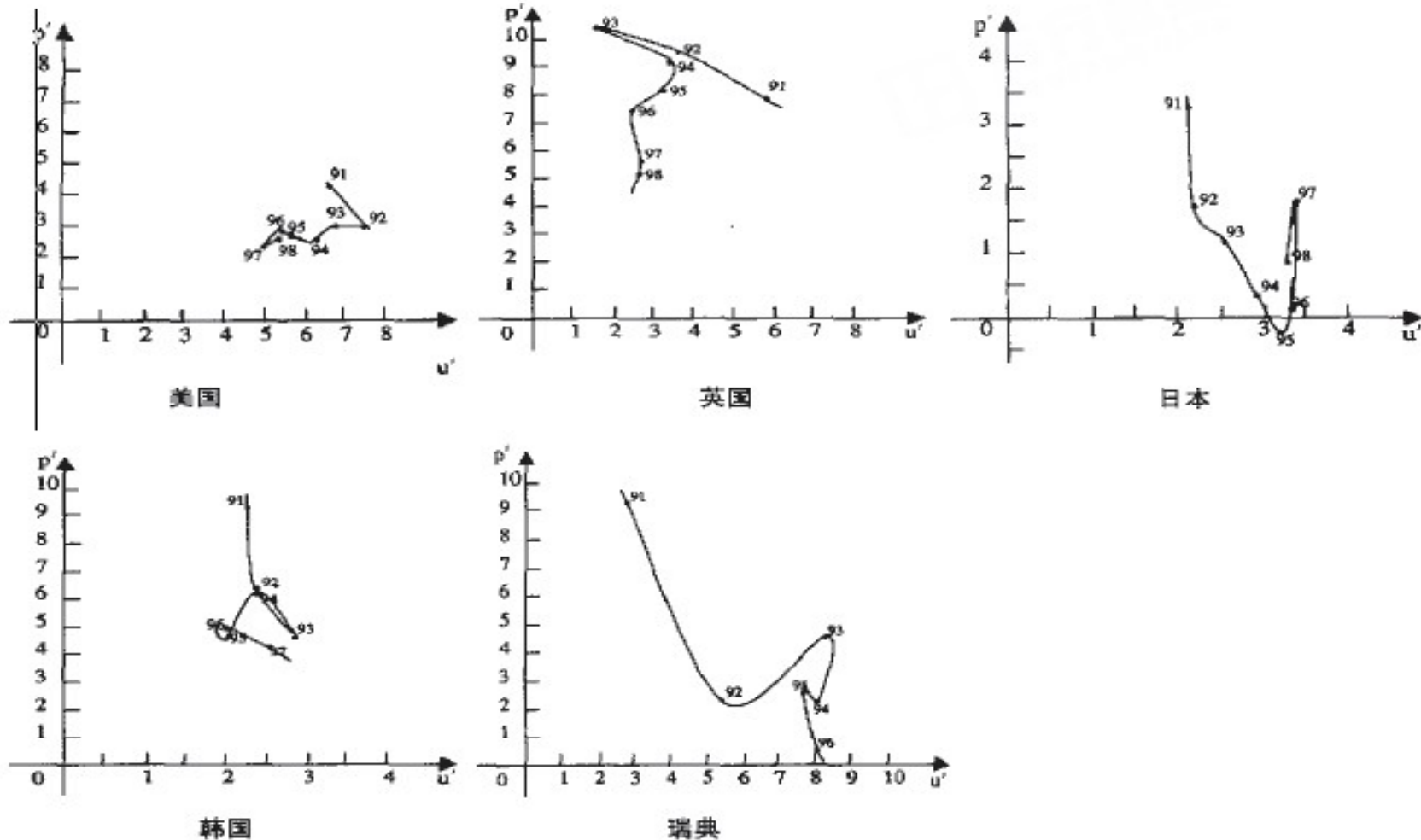
Data from- 《中国统计年鉴》

# Part 3---Phillips curve in china 2001-2008





# Part 3—Phillips curve over the world in 1990s



# Part 3---some opinion of mine

---

- ❑ Every theory has its own shortcoming
- ❑ China unemployment rate data hope could include the rural one
- ❑ Analyze one analyze nearby
- ❑ Presentation needs concentration first with some cooperation, arrangement, communication at last ability.

# Part 4-----Conclusions

---

--- by **Daniyar Kurishbayev**

---

写信

收信

联系人

收件箱 (317)

群邮件 (1)

草稿箱 (5)

已发送

已删除

垃圾箱 (3) [清空]

QQ邮件订阅

我的文件夹

其他邮箱

贺卡 | 明信片

提醒 | 记事本

文件中转站(极速版)

阅读空间 (78)

### Arrangement for macro presentation.

发件人: jason8888113 <jason8888113@qq.com> 查看 添加

收件人: Daniyar Kurishbayev <daniyar007@mail.ru>

附件: 2个 (CPI PPI china.xls...)

邮件处理: 已于 2009年12月17日(星期四) 中午11:07 转发了此邮件

As for our presentation .we have two weeks left. so i would like to make a schedule so as to ensure we can finnish it in time.p  
carefully.

- 1.ready the data i told before this weekend. By saturday 12:00 and please mail it to me.
- 2.prepare for the speech.and ready your draft before 12.27th 12:00 and mail it to me.including the sentence you would like to  
you will use !

Thank

the structure of our presentation temporary is like this(if you have any good suggestion,please let me know.)

PART 1:introduction or define of inflation and unemplotment rate.(what cause inflation, unemployment rate depend on what fac  
minutes] --- 朴亨奎do it~

you

PART 2:the data showing and analyse.(in my opinion other groups will do in a very professional way thus it will be extremly bo  
choose a way to preform it a quite relaxing way.to show the data you collected and according to your own expreience,tell the  
about unemployment rate and inflation in your motherland.attention,the point is to show your country's situation and your ur  
about inflation and unemployment rate before you come china.!!)[15 minutes]----朴亨奎and 戴亚do it~